

# ARC PRO

## ELITE

**FLASHCUT CNC**

CONTROL MADE SIMPLE



## Specs and Pricing



**CUTTING  
SYSTEMS**

**ARCLIGHT  
DYNAMICS**



## Drive Train and Guidance System

- Four 940 oz NEMA 34 Precision Stepper Motors
- 3:1 Gear Reduction
- Spring Loaded Precision Rack and Pinion Drive
- X & Y Axis has Dual 20mm Linear Guides w/ Hiwin Slide Blocks
- Floating Head Z Axis - Anti Backlash Lead Screw
- Magnetic Torch Mount
- Maximum traverse speed of 800 ipm

## Motor Control

- FlashCut Pro-Series Controller
- Integrated Stingray® Torch Height Control

## Power & Air Requirements

- Hypertherm Plasma Cutters:
  - > 200-600V Single Phase or 200-600V 3 Phase
- Control Cabinet 110v @ 15A
- Air Compressor minimum 15CFM @ 90 PSI

## Frame Construction

- Steel Frame w/ Cross Bracing
- Standard 3" Material Support Slat Spacing
  - > Double Slats option reduces slat spacing to 1.5"
- Machined Aluminum Gantry Mounts
- Gantry Carriage w/ Low Mass Engineered Extruded Aluminum
- 7" Gantry Clearance Standard
- 3" Galvanized Steel Water Pan w/ 1.25" Ball Valve Drain
- Weight capacity of 1.5" Thick Mild Steel
- Positioning Accuracy: 0.001"
- Part Repeatability 0.003"

## Computer and Software

- Windows Mini Computer
- FlashCut Pro Integrated CAD/CAM/CNC
  - > Smart 360™ hole cutting technology
  - > Automated CAM w/ True-Shape Nesting
  - > Real-time amperage & pressure control
  - > Cut wizard automatically sets cut parameters
  - > Intuitive CAD with easy image import
  - > Comprehensive drawing tools with simple text bridging


From Concept – To Product – To Profit. Arc Pro Elite CNC Plasma Systems have you covered and are the right plasma cutting and router machines to get the job done. Our industrial strength CNC plasma tables will increase your productivity, improve your quality of work, and enhance your quantity of life.

FlashCut CNC comes standard on all Arc Pro Elite tables. Decades of experience, superior features and tens of thousands of satisfied customers world-wide make FlashCut's fully integrated CAD/CAM/CNC plasma control system among the best in the world.

# The Arclight Dynamics Difference




Performance & Reliability



Versatility




Affordable Price



Turnkey



Build Quality



Comprehensive Support



# 5x10

**FLASHCUT CNC**

CONTROL MADE SIMPLE

Cutting Envelope: 126"L x 63.5"W x 7.75"H  
Overall Dimensions: 187"L x 105"W x 66"H  
Shipping Dimensions: 156"L x 89"W x 70"H  
Dimensions at Base: 142"L x 70"W  
Water Pan Capacity: 92 Gallons  
Overall Weight: 1,200 lbs.



# 5x5

Cutting Envelope: 66"L x 63.5"W x 7.75"H  
Overall Dimensions: 127"L x 105"W x 66"H  
Shipping Dimensions: 96"L x 89"W x 70"H  
Dimensions at Base: 82"L x 70"W  
Water Pan Capacity: 53 Gallons  
Overall Weight: 900 lbs.

**The ArcPro Elite Systems are expandable!  
As your business needs grow so can the table.**

\*All tables shown with optional equipment:  
Plate Marker/Engraver, Laser Torch Locator &  
Collision Detection/Bevel Cutting System.

Expansion Kits  
4x2 to 4x4 \$3,995  
4x2 to 4x8 \$6,995  
4x4 to 4x8 \$6,500  
5x5 to 5x10 \$7,500



# 4x8

Cutting Envelope: 104"L x 51.5"W 7.75"H  
 Overall Dimensions: 165"L x 93"W x 66"H  
 Shipping Dimensions: 134"L x 76"W x 70"H  
 Dimensions at Base: 120"L x 58"W  
 Water Pan Capacity: 64 Gallons  
 Overall Weight: 950 lbs.



# 4x4

Cutting Envelope: 54"L x 51.5"W 7.75"H  
 Overall Dimensions: 115"L x 93"W x 66"H  
 Shipping Dimensions: 84"L x 76"W x 70"H  
 Dimensions at Base: 70"L x 58"W  
 Water Pan Capacity: 37 Gallons  
 Overall Weight: 800 lbs.



# 4x2

Cutting Envelope: 25"L x 51.5"W 7.75"H  
 Overall Dimensions: 86"L x 93"W x 66"H  
 Shipping Dimensions: 55"L x 76"W x 70"H  
 Dimensions at Base: 41"L x 58"W  
 Water Pan Capacity: 21 Gallons  
 Overall Weight: 600 lbs.

\*All tables shown with optional equipment:  
 Plate Marker/Engraver, Laser Torch Locator &  
 Collision Detection/Bevel Cutting System.



# Price List

5 x 10  
\$26,995

4 x 8  
\$25,995

5 x 5  
\$22,995

4 x 4  
\$22,750

4 x 2  
\$20,995

**FLASHCUT CNC**

CONTROL MADE SIMPLE

## ArcPro ELITE Options

FC Mobile Cabinet \$1,100  
FC Hand Pendant \$950  
FC Laser Torch Locator \$1,000  
Collision Detection &  
Bevel-Cutting System \$750  
Touch Screen Monitor \$700  
Plasma Rover \$350  
Cabinet Cover \$175

Double Slats:

4'x2' 4'x4' & 5'x5' \$295  
4'x8' \$495 - 5'x10' \$595

Under-Table

Material Storage Rollers

4x2 \$550  
4x4 \$650  
4x8 \$950  
5x5 \$650  
5x10 \$950

## ArcPro ELITE Accessories

Plate Engraver \$1,900

FC Pipe Cutter \$6,000

FC Router Kit \$3,250

Logic Trace Systems

24"x36" \$4,150

36"x48" \$4,375

44"x60" \$4,575

Additional Sizes Available